



Confirming quality in Dance, Drama and Musical Theatre

STATISTICAL SURVEY OF VOCATIONAL TRAINING PROVISION AT CDMT ACCREDITED SCHOOLS

There are 32 professional schools and colleges quality assured by the CDMT, of which:

- 20 offer industry accredited dance training
- 9 offer industry accredited drama training
- 20 offer industry accredited musical theatre training.

These schools have an approximate combined:

- total of students on full-time vocational courses in the performing arts of 6,300
- intake of new students onto vocational courses of 2,700 annually, from 20,500 auditions
- turnover of more than £90m each year

Of the above, funding support for students is available through:

- The Dance and Drama Awards (DaDA) (17 providers)
- Student Loans for Higher Education (17)
- 19+ Advanced Learner Loans (5)

“


Increased training options make accreditation more important than ever

Maureen Beattie OBE
President of Equity

”

Funding routes for the whole sampled* cohort of students undertaking vocational training, including towards the Trinity College London Diplomas and BA (Hons) Degrees, are as follows:

- 28% of students sampled receive support through the DaDA scheme
- 41% of students receive support through the Student Loans scheme for Higher Education
- 14% of students receive funding through bursaries, scholarships, 19+ Advanced Learner Loans etc,
- 17% of students are entirely self-funded



NB. A small proportion of students study towards in-house certificates offered by schools which do not attract funding.

The breakdown of the whole cohort of students sampled by UK, EU and International designations is as follows:

- 90% are identified as UK students
- 7% are identified as EU students
- 3% are identified as international students



Graduate
PROGRESSION

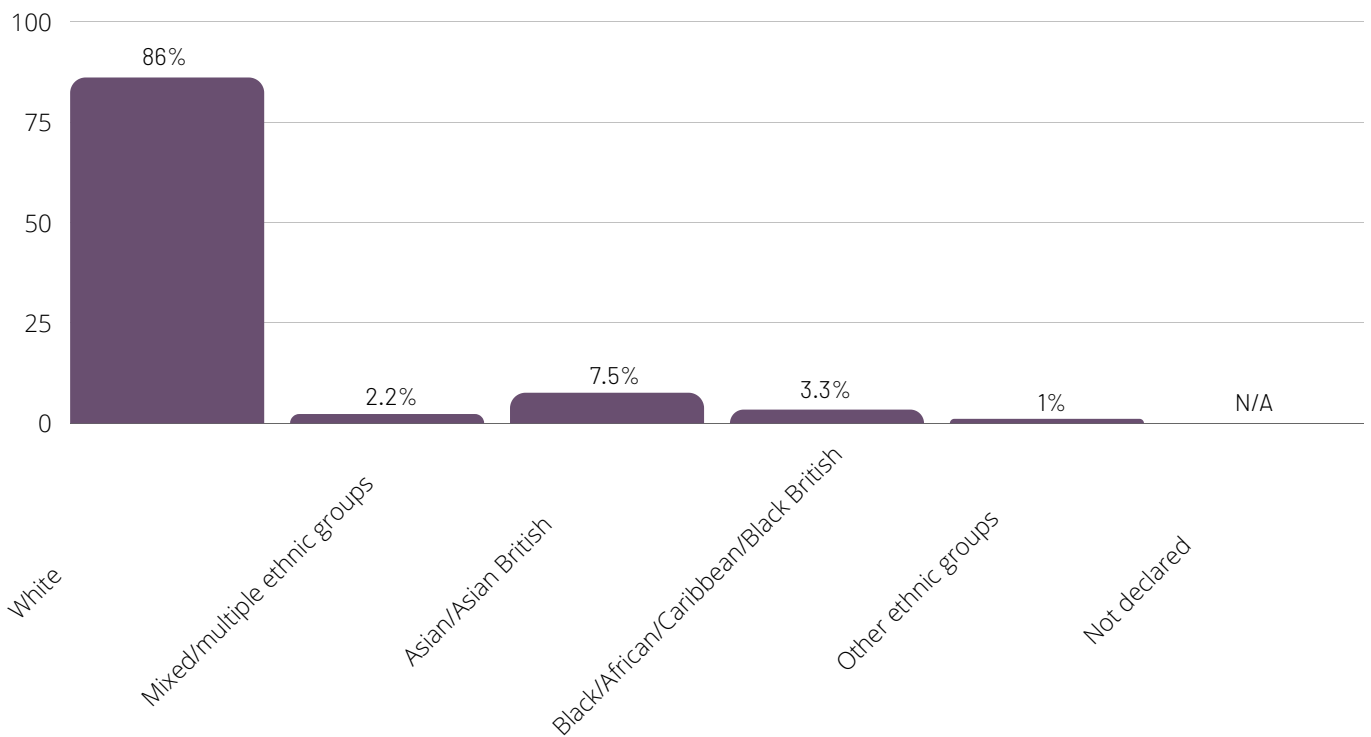


The average graduate progression rate to the performing arts industry from CDMT Accredited schools is 90%.

The declared ethnicity of the whole cohort of students from the 2019-2020* sample is as follows:

- 80% identify as white
- 8% identify as being from mixed/multiple ethnic groups
- 1% identify as Asian/Asian British
- 4% identify as Black / African / Caribbean / Black British
- 1% identify as being from other ethnic groups
- 6% chose not to declare

The graph below illustrates **2011** UK Census data.



The ethnicity data for the whole cohort sampled broadly aligns with the 2011 Census data for the UK population, with similar representation of those identifying as Black/African/Caribbean/Black British, Mixed/Multiple ethnicities and White training vocationally. However, the sampling suggests that Asian/Asian British students undertaking vocational training in dance, drama and/or musical theatre are currently under-represented compared to the population data for this group in the 2011 Census.

Initial data from the March 2021 Census is expected to be released in March 2022, from which we hope to make more up to date comparisons to the CDMT information in this area.

Most students at CDMT Accredited Schools study for either a Trinity College London Diploma or a BA (Hons) Degree. An overview of the typical provision offered through these courses appears below:

For the cohort of Trinity College London Diploma students sampled, the average:

- annual fee is 13,855.39, ranging from a minimum of £9,000 to a maximum of £24,510**
- number of contact hours per week is 33
- number of public performances in which each year 3 student participates is 5, with some schools offering more than this average figure.

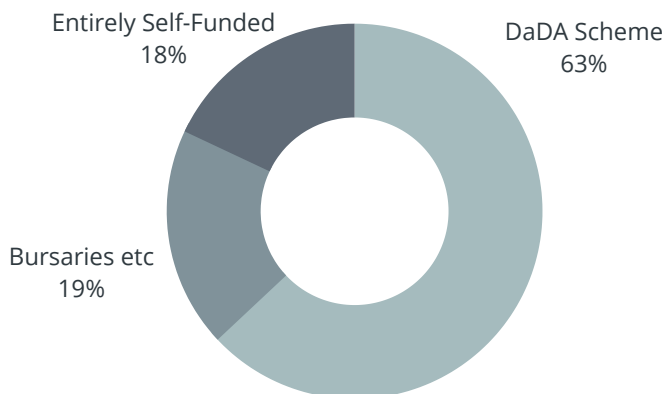
**some figures are a little higher due to the school offering boarding arrangements

For the cohort of BA (Hons) Degree students sampled, the average:

- annual fee is £11,336.33, ranging from a minimum of £6,200 to a maximum of £14,990
- number of contact hours per week is 31
- number of public performances in which each year 3 student participates is 5, with some schools offering more than this average figure.

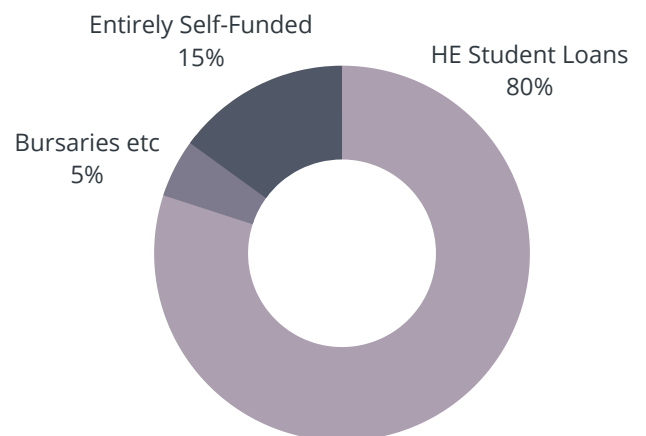
In terms of funding towards the Trinity College London Diploma:

- 63% of students sampled receive support through the DaDA scheme
- 19% of students sampled receive funding through bursaries etc.
- 18% of students sampled are entirely self-funded



In terms of funding towards BA (Hons) Degrees:

- 80% of students sampled receive support via the Student Loans scheme for HE
- 5% of students sampled receive funding through bursaries etc.
- 15% of students sampled are entirely self-funded, often international students.



The schools have an approximate combined UK staff of over 2,100. This figure includes freelance practitioners of which there are on average:

27

**visiting industry
professionals engaged on
each course**

covering activities such as general teaching, workshops, projects, rehearsals and performances.

30

**staff employed in
support of each course**

ranging from 7 to 108 depending on the size of provider.

2

**members of staff engaged
in each class**

covering not only teaching, but music accompaniment, direction, choreography, vocal coaching and other support roles too.

The average class size is 17 ranging from 7 to 38 students per class. Larger class sizes are usually reserved for contextual studies and masterclasses.

Further:

95% of courses are supported by one to one lessons, covering areas such as singing, acting, tutorials, health & wellbeing, physiotherapy, counselling, and pastoral care.

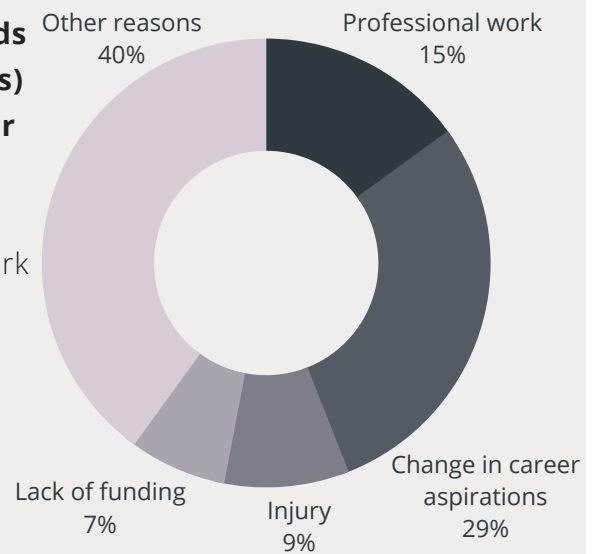
62% of courses are enhanced by non-compulsory sessions, covering areas such as graded examinations, teaching qualifications, conditioning, additional technique classes as well as external/ co-curricular performances.

Graduates are supported into the
INDUSTRY


84% of courses provide West End and London performance opportunities for third year students, for which the average cost on each provider is more than £15,000. These are attended by casting directors, agents and other high profile industry professionals who are able to offer relevant employment in the sector.

For the whole sampled cohort of students undertaking vocational training, including towards the Trinity College London Diplomas and BA (Hons) Degrees, 14% withdrew before completion of their course, of which:

- 15% did so for reasons of securing professional work
- 29% due to a change in career aspirations
- 9% due to injury
- 7% due to a lack of funding
- 40% due to other reasons, such as mental health concerns, personal reasons, transfers etc.



86% RETENTION RATE



The above data represents an average retention rate of 86% across the courses sampled by CDMT.

In comparison, the retention rate for mainstream universities sits at approximately 72%***.

***According to HEPI's report 'A short guide to non-continuation in UK universities' written in January 2021.

**The analysis of data in this paper is based on a one-year cohort sample provided by 25 of CDMT's Accredited schools for academic year 2019 - 2020.*



CDMT is the secretariat of the All-Party Parliamentary Group for Performing Arts Education and Training.